

Corporate Overview (As of March 31, 2020)

Company Name	MITSUBISHI MOTORS CORPORATION		
Established	April 22, 1970		
Head Office	1-21, Shibaura 3-chome, Minato-ku, Tokyo, 108-8410		
Business Description	MITSUBISHI MOTORS Group carries out development, production and sales of vehicles and vehicle parts and engages in the financial businesses.		
Brand Name	MITSUBISHI MOTORS		
Capital Stock	¥284,382 million		
Number of Shares Issued and Outstanding (Common Stocks)	1,490,282,496 (including treasury stock)		
Group Companies	Consolidated Subsidiaries: 35 Equity-Method Affiliates: 19		
Number of Employees	Consolidated: 32,171 Non-consolidated: 14,407		

Please see our global website for details on product information.

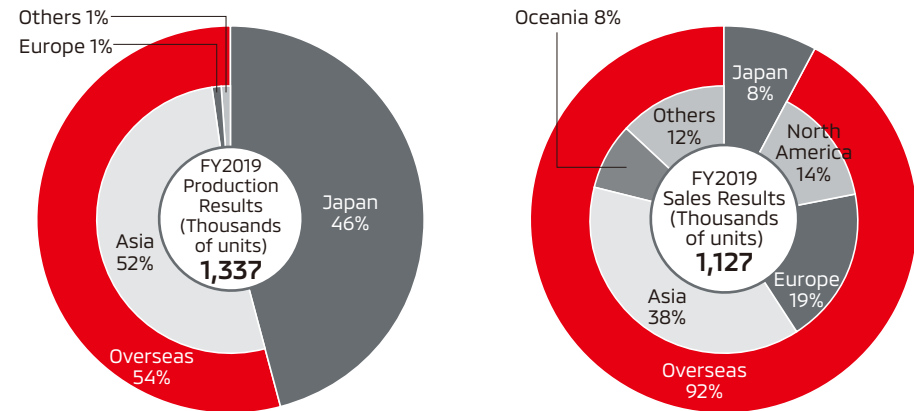
<https://www.mitsubishi-motors.com/en/products/>

Performance Highlights

(million yen)

	FY2015	FY2016	FY2017	FY2018	FY2019
Net Sales	2,267,849	1,906,632	2,192,389	2,514,594	2,270,276
Operating Income	138,377	5,118	98,201	111,815	12,788
Ordinary Income	141,027	8,944	110,127	119,850	(3,843)
Net income attributable to owners of the parent	72,575	(198,524)	107,619	132,871	(25,779)

Global Sales and Production Volumes



Production volume by region

(Thousands of units)

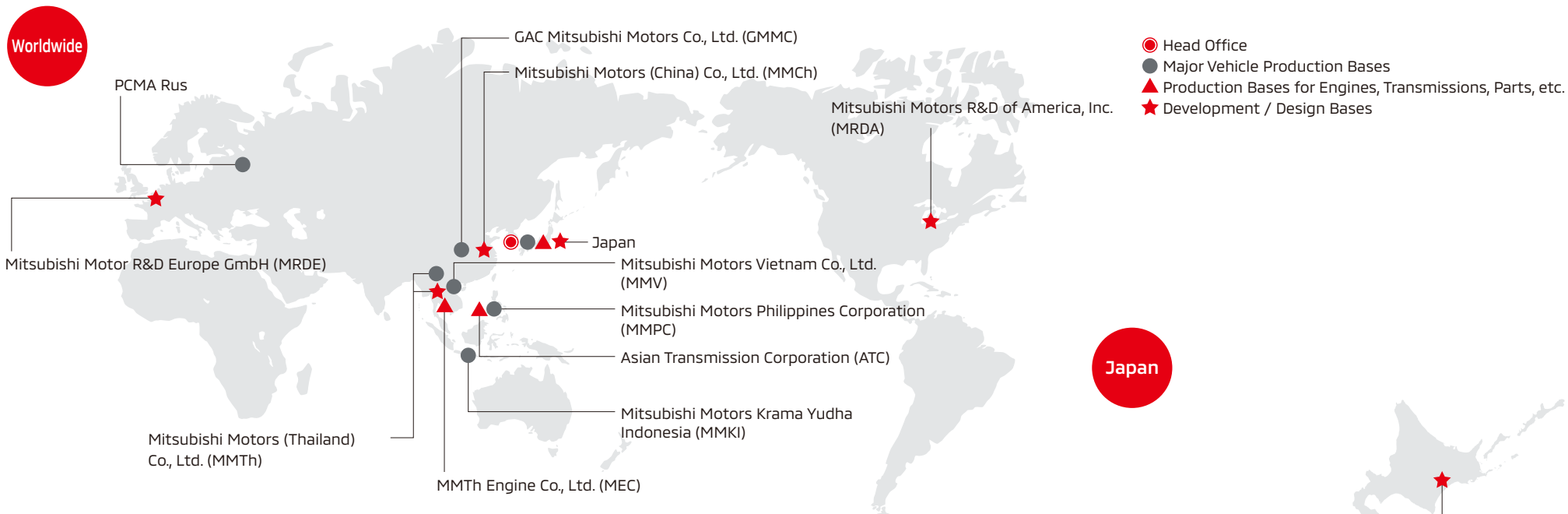
	FY2015	FY2016	FY2017	FY2018	FY2019
Japan	653	531	590	661	620
North America	38	–	–	–	–
Europe	3	–	1	10	6
Asia	490	533	661	752	697
Others	24	15	19	18	14
Total	1,208	1,079	1,271	1,441	1,337

Sales volume by region

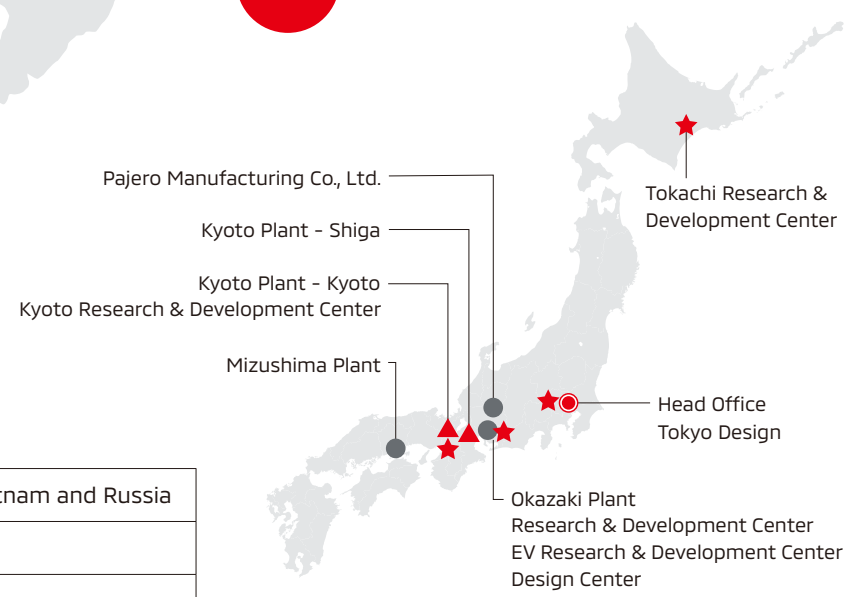
(Thousands of units)

	FY2015	FY2016	FY2017	FY2018	FY2019
Japan	102	80	97	104	95
North America	135	138	155	173	160
Europe	206	179	193	236	215
Asia	322	315	432	481	433
Oceania	82	83	95	102	88
Others	201	131	129	148	136
Total	1,048	926	1,101	1,244	1,127

Principal Facilities



Japan



Major Production Bases	Vehicles	Japan, China, Thailand, Indonesia, the Philippines, Vietnam and Russia
	Engines, transmissions, parts, etc.	Japan, China, Thailand, Indonesia, and the Philippines
Development / Design Bases		Japan, United States, Germany, China, and Thailand