

Corporate Data

Corporate Profile (As of March 31, 2006)

Company name:  
 MITSUBISHI MOTORS CORPORATION  
 Established:  
 April 22, 1970  
 Head office:  
 2-16-4, Konan, Minato-ku, Tokyo 108-8410, Japan  
 Capital:  
 ¥657,336 million  
 Shares of common stock issued:  
 5,491,895,137 (including preferred stock)

Web <http://www.mitsubishi-motors.com/>

Purpose of incorporation

1. Development, design, manufacture, assembly, sales and purchase, export and import and other transactions relating to automobiles and to related component parts, replacement parts and accessories.
2. Development, design, manufacture, assembly, sales and purchase, export and import and other transactions relating to agricultural machinery and industrial engines and to related component parts, replacement parts and accessories.
3. Sales and purchase of used automobiles as well as related component parts, replacement parts and accessories.
4. Sales of measuring equipment.
5. Insurance agents in accordance with laws relating to property damage insurance and to automobile damage indemnity insurance.
6. Financing business.
7. Any other business related to the purposes set out above.

Note: MMC is not currently engaged in agricultural machinery-related business.

MMC Group

Made up of Mitsubishi Motors Corporation, 98 subsidiaries and 38 affiliates (as of March 31, 2006), MMC Group develops, manufactures and sells passenger cars and related parts.

- ① Otofuke-cho, Kawato-gun, Hokkaido  
 ·Tokachi Proving Ground
  - ② Minato-ku, Tokyo  
 ·Head Office
  - Mitsubishi Automotive Logistics Co., Ltd.  
 (Vehicle transportation contractor in Japan)  
 Minato-ku, Tokyo
  - Mitsubishi Automotive Techno-Service Co., Ltd.  
 (New vehicle inspection and servicing)  
 Shinagawa-ku, Tokyo
  - ③ Okazaki-shi, Aichi  
 ·The R&D Center  
 ·Nagoya Plant (Manufacturing of automobiles)
  - Mitsubishi Automotive Engineering Co., Ltd.  
 (Development activities)
  - ④ Sakahogi-cho, Kamo-gun, Gifu  
 Pajero Manufacturing Co., Ltd. (PMC)
  - ⑤ Kyoto-shi, Kyoto  
 ·The R&D Center  
 ·Powertrain Plant  
 (Manufacturing of engines and transmissions)
  - ⑥ Kurashiki-shi, Okayama  
 ·Mizushima Plant  
 (Manufacturing of automobiles)
- Nationwide  
 Tokyo Mitsubishi Motors Sales Co., Ltd.  
 and other companies  
 (Sales of passenger cars and parts)
- Nationwide  
 Kanto Mitsubishi Motors Parts Sales Co., Ltd.  
 and other companies  
 (Sales of components and spare parts in Japan)



## Fiscal 2005 Results

In fiscal 2005, consolidated net sales totaled ¥2,120.1 billion, 0.1% down from fiscal 2004. Operating profit amounted to ¥6.8 billion, an improvement of ¥135.3 billion over the loss in the previous year. Ordinary loss came to ¥17.8 billion, an improvement of ¥161.4 billion, and net loss for fiscal 2005 totaled ¥92.2 billion, a ¥382.6 billion year-on-year improvement.

Sales were ¥99.9 billion short of the ¥2,220.0 billion forecast, due mainly to a decreased OEM supply overseas. However, operating profit moved into the black one year earlier than projected, exceeding the forecast of an operating loss of ¥14.0 billion by ¥20.8 billion. Despite not achieving unit sales forecasts, the higher-than-expected operating profit was due to lower selling expenses such as advertising, a turnaround in warranty expenses, mainly in Japan, and other cost reductions, as well as the benefit of foreign currency exchange gains. The ordinary loss bettered the forecast of a loss of ¥40.0 billion by the same amount as in operating profit.

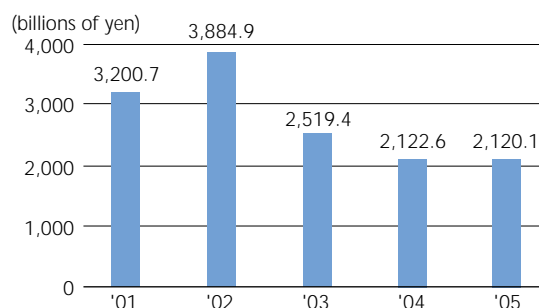
The net loss for fiscal 2005 exceeded the projected loss of ¥64.0 billion by ¥28.2 billion. This was mainly due to additional asset impairment charges totaling ¥18.9 billion caused by the slow recovery in North America and Europe, and a newly reported loss of ¥14.7 billion due to restructuring charges. MMC believes that these measures will lead to an improved earnings structure from fiscal 2006.

|                            | Non-consolidated   | Consolidated         |
|----------------------------|--------------------|----------------------|
| Net sales                  | ¥1,260.0 billion   | ¥2,120.1 billion     |
| Operating profit (loss)    | (¥14.4 billion)    | ¥6.8 billion         |
| Ordinary loss              | (¥23.6 billion)    | (¥17.8 billion)      |
| Net loss                   | (¥128.2 billion)   | (¥92.2 billion)      |
| Total assets               | ¥1,044.8 billion   | ¥1,557.6 billion     |
| Total shareholders' equity | ¥231.8 billion     | ¥268.7 billion       |
| Unit sales                 | 685 thousand units | 1,306 thousand units |
| Number of employees        | 12,109             | 34,911               |

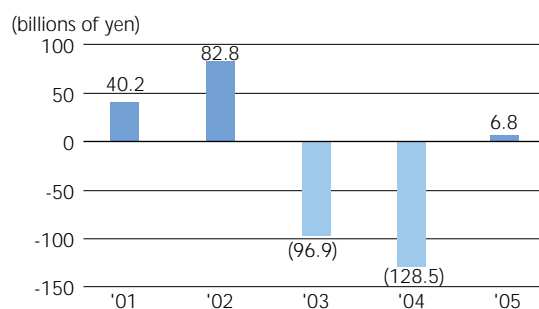
Please refer to Annual Report 2006 for more details about our performance.

Web <http://www.mitsubishi-motors.com/corporate/ir/irlibrary/e/annual.html>

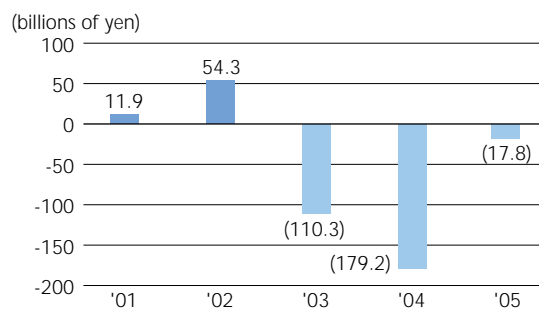
### Net Sales



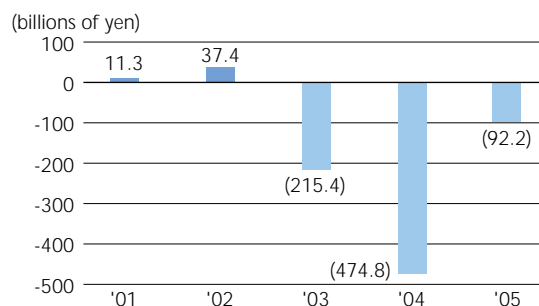
### Operating Profit (Loss)



### Ordinary Profit (Loss)



### Net Income (Loss)



Note: Figures for fiscal 2002 include results from truck and bus operations. Fiscal 2002 figures reflect the effect of a change of accounting period at certain overseas subsidiaries.